

## Step-by-step guide to transferring your membership to Bronte SLSC

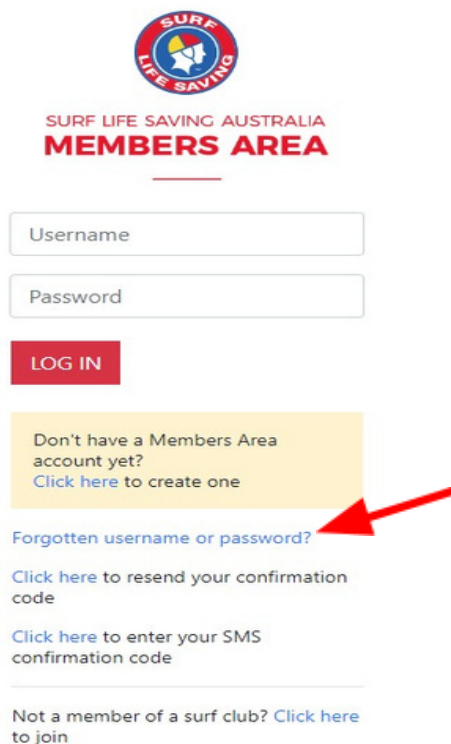
### Contents


LOGGING INTO YOUR SLSC MEMBERS AREA ACCOUNT	1
TRANSFERRING FAMILY TO ANOTHER CLUB	2
TRANSFERRING INDIVIDUAL TO ANOTHER CLUB	4

**PLEASE TAKE THE TIME TO READ THIS GUIDE BEFORE CONTACTING THE OFFICE.** *Registration can be confusing but queries cause significant delays. Once you complete the process, note registration is not automatic. It is a surprisingly manual process at the back end and takes time, particularly with the volume of registrations at the start of the season. If you are still having difficulty, please do get in contact.*

### LOGGING INTO YOUR SLSC MEMBERS AREA ACCOUNT

- Browse to <https://members.sls.com.au> and log in. If you have forgotten your username or password, click the
- [link](#) on the login page. You can then be sent a reminder of your username and/or reset your password via either email or SMS. The email or mobile you use must be the same as the email/mobile in National Membership database (SurfGuard). If you're not sure what details have been recorded in SurfGuard, contact the office and we can check the system for you.



  
SURF LIFE SAVING AUSTRALIA  
**MEMBERS AREA**

Username

Password

LOG IN

Don't have a Members Area account yet?  
[Click here to create one](#)

[Forgotten username or password?](#)

[Click here to resend your confirmation code](#)

[Click here to enter your SMS confirmation code](#)

Not a member of a surf club? [Click here to join](#)

## TRANSFERRING FAMILY TO ANOTHER CLUB

1. Click on the Membership Menu tab and select: Family.

**SURF LIFE SAVING AUSTRALIA MEMBERS AREA**

Hi, Andrew Nipper

Home Memberships Patrols eLearning News and Events Document Library History Forms Sports Hub

Renewals, Payments & Transfers

**Pending** Family Awards Update Personal Details Pending Requests Member Store

Group Renew

Group Renew

2. Click on the View/Edit button for your family group

**SURF LIFE SAVING AUSTRALIA MEMBERS AREA**

Hi, Andrew Nipper

Home Memberships Patrols eLearning News and Events Document Library History Forms Sports Hub

### My Family

**FAMILY GROUP DETAILS** Create Family Group

Family Group Name	Number of Members	Organisation	Primary Contact	Status	Action
Nipper Family	3	Bronte	Andrew Nipper	Approved	View/Edit Renew Memberships Make Payment

3. Click on the red 'Join/Transfer to new club'

### Nipper Family - Member Listing

No of Members: 3  
Group Status: Approved  
Organisation: Bronte

Add New Member  
Add New Primary Contact  
Dissolve Family Group  
Join New Person & Add  
Join/Transfer to new club

Member ID	Member Name	Membership Status	Season	Membership Category	Primary?	Status	Action
6021914	Second Nipper	Active	2024	Junior Activity Member (5-13 years)	No	Approved	Edit
6021913	First Nipper	Active	2024	Junior Activity Member (5-13 years)	No	Approved	Edit
6021912	Andrew Nipper	Active	2024	General	Yes	Approved	

4. Select the State, Branch and Surf Club to which you wish to transfer membership. To transfer to Bronte, select:
- State: Surf Lifesaving NSW
  - Branch: Sydney Branch
  - Club: Bronte

**Organisation Selection**

Select your situation \*

☒ I want to join a surf club, or transfer to a different surf club.

Select State:

Surf Life Saving NSW

Branch (optional):

Sydney Branch

Club/Organisation: \*

Please select a club

5. Select which members of the family group you wish to transfer, along with the type of transfer.

**Member Selection**

Join/transfer	Transfer Type	Member ID	Member Name	Membership Status	Season	Membership Category	Primary
<input checked="" type="checkbox"/>	Full transfer	6021914	Second Nipper	Active	2024	Junior Activity Member (5-13 years)	No
<input checked="" type="checkbox"/>	Full transfer	6021913	First Nipper	Active	2024	Junior Activity Member (5-13 years)	No
<input checked="" type="checkbox"/>	Full transfer	6021912	Andrew Nipper	Active	2024	General	Yes

- **Full Transfer (Leave your current club)** – means moving your membership to a different surf club. Once your application is approved, you will no longer be a member of your current club. If you select this option and are presently a member of more than one club, you will be asked to select the club you wish to leave.
  - **Competition rights transfer** – Keep your membership at your current club(s) but move your competition rights to a new club. You will then have dual membership.
  - **Non-competition rights transfer:** Join another club while keeping your membership and your competition rights at your current club. You will then have dual membership.
6. Please check that your personal details are current. The details displayed will be those of the family group's primary members.
7. Tick the three checkboxes to acknowledge that you have read and accepted the membership terms and conditions. Type the name of the parent/guardian into section two of the declaration.
8. Hit the 'Submit' button to send your transfer application to your surf club for processing.

☐ I have read, understood, acknowledge and agree to the [View Declaration](#) including the warning, exclusion of liability, release & indemnity. I acknowledge that if my application for membership is successful I will be entitled to all benefits, advantages, privileges and services of SLSA membership.

Where the applicant is under 18 years of age this form must also be signed by the applicant's parent or legal guardian.

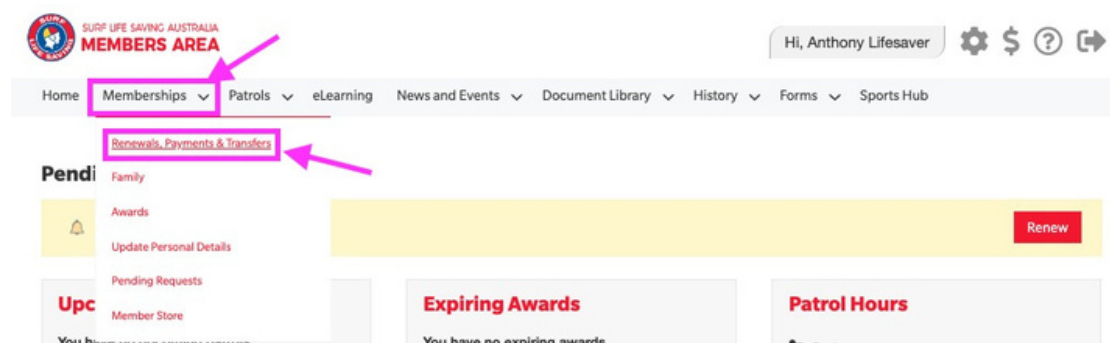
I,  am the parent or guardian of the applicant.

☐ I authorise and consent to the applicant undertaking the SLS Activities. In consideration of the applicant's membership being accepted I expressly agree to be responsible for the applicant's behaviour and agree to personally accept in my capacity as a parent or guardian the terms set out in this membership application and declaration including the provision by me of a release and indemnity in the terms set out above. In addition I agree to be bound by and to comply with the SLSA constitution and any regulations and policies made under it.

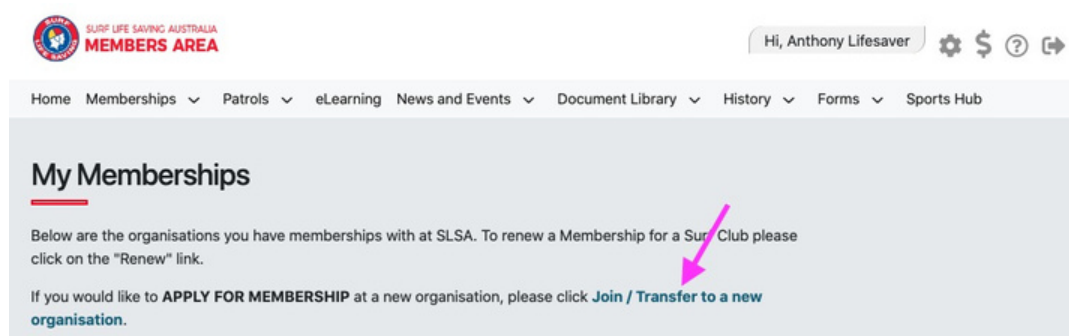
☐ I have read, understand, acknowledge and agree to the declaration and application and conditions of membership. I warrant that all information provided is correct.

## TRANSFERRING INDIVIDUAL TO ANOTHER CLUB

1. Click on the Membership Menu tab and select: 'Renewals, Payments & Transfers'



2. Click on 'Join / Transfer to a new organisation'



3. Select the State, Branch and Surf Club that you wish to transfer membership to. To transfer to Bronte SLSC, select:

- State: Surf Lifesaving NSW
- Branch: Sydney Branch
- Club: Bronte

**Organisation Selection**

Select your situation \*

☒ I want to join a surf club, or transfer to a different surf club.

Select State:

Surf Life Saving NSW

Branch (optional):

Sydney Branch

Club/Organisation: \*

Please select a club

4. Select whether you intend to compete for your new club. *Note that SLSA allows you to be a member of multiple clubs, but you can only compete for one club.*

Will you be competing for your new club? \*

☐ Yes

☐ No

5. If you selected 'Yes', decide whether you would like to leave your current club and transfer to your new club (Full Transfer) **OR** remain a member of your current club and compete for your new club (Competition rights transfer)

Select the transfer you would like: \*

- ☐ Do you want to leave *Bronte* and transfer to *Bondi*  
☐ Do you want remain as a member of *Bronte* and compete for *Bondi*

*Note/ The example above is a member transferring from Bronte to Bondi.*

6. If you selected 'No', decide whether you would like to leave your current club and transfer to your new club (Full Transfer) **OR** remain a member of your current club and also transfer to your new club (Non-competition rights transfer)

Select the transfer you would like: \*

- ☐ Do you want to leave *Bronte* and transfer to *Bondi*  
☐ Do you want remain at *Bronte* and also transfer to *Bondi*

*Note/ The example above is a member transferring from Bronte to Bondi.*

7. Add a comment explaining the reason for your transfer request.

This transfer facility merely initiates the transfer process. The transfer itself depends on endorsement from both your current club and the new club, and Branch or State approval. Therefore, any information provided that can aid this approval process is beneficial.

Comments:

To assist the clubs in processing, it is recommended that you enter your reason for choosing to transfer.

8. Check that your details are current. Make any amendments as required.  
 9. Tick the checkboxes to acknowledge you have read and accepted the membership terms and conditions.  
 10. Hit the 'Submit' button to send your transfer application to your surf club for processing.

☐ I have read, understood, acknowledge and agree to the [View Declaration](#) including the warning, exclusion of liability, release & indemnity. I acknowledge that if my application for membership is successful I will be entitled to all benefits, advantages, privileges and services of SLSA membership.

Where the applicant is under 18 years of age this form must also be signed by the applicant's parent or legal guardian.

I,  am the parent or guardian of the applicant.

☐ I authorise and consent to the applicant undertaking the SLS Activities. In consideration of the applicant's membership being accepted I expressly agree to be responsible for the applicant's behaviour and agree to personally accept in my capacity as a parent or guardian the terms set out in this membership application and declaration including the provision by me of a release and indemnity in the terms set out above. In addition I agree to be bound by and to comply with the SLSA constitution and any regulations and policies made under it.

☐ I have read, understand, acknowledge and agree to the declaration and application and conditions of membership. I warrant that all information provided is correct.

If you have any questions, please email [membership@brontesurfclub.com.au](mailto:membership@brontesurfclub.com.au)