

BRONTE

SURF LIFE SAVING CLUB • 1903

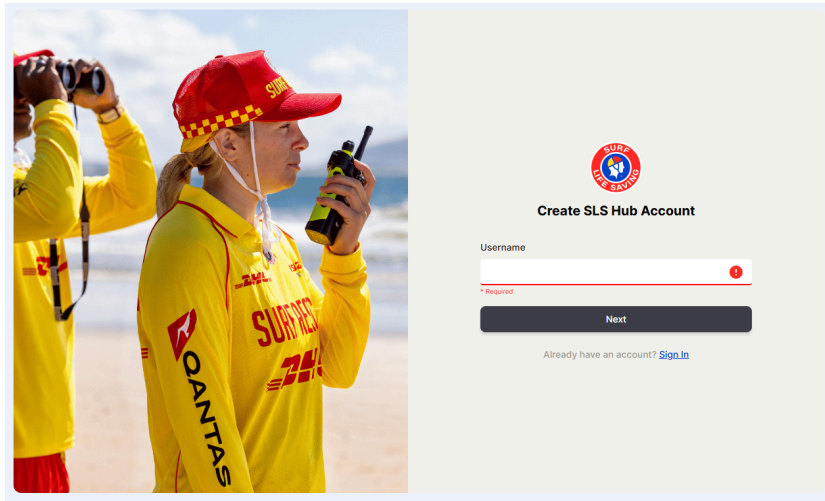
This guide will help you become a member of Bronte SLSC.


Please note:

- If you are registering a nipper, **a parent or guardian must also register**. You must pay for all applicants to have your memberships accepted (nipper/s + parent/s) .
- **If your child is not yet 5 but will turn 5 before the season starts**, please create and pay for your own membership first. Then, email membership@brontesurfclub.com.au to have your child added to our internal list. Once your child turns 5, you'll be able to complete and pay for their membership.
- If you have any technical issues, please contact [the SLS Helpdesk](#).

For membership fees, [click here](#).

1. [Create SLS Hub Account](#)




Create SLS Hub Account

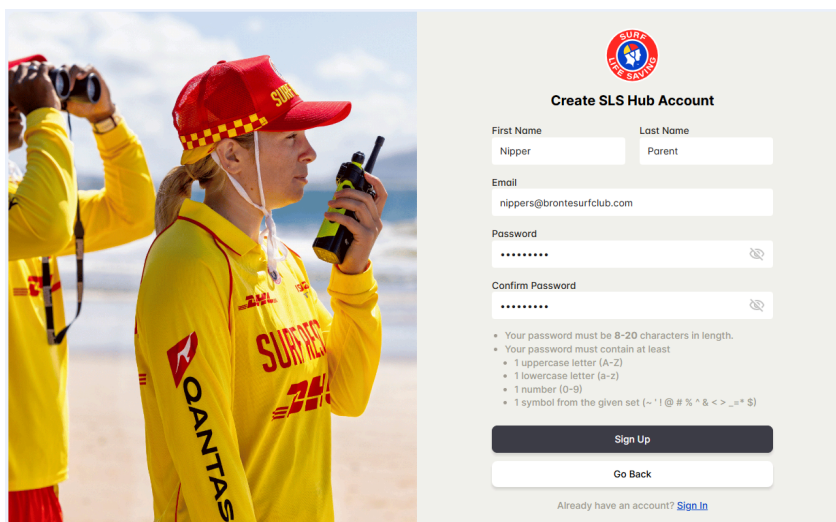
Username !


* Required

Next

Already have an account? [Sign In](#)

2. Please fill out your details as instructed.




Create SLS Hub Account

First Name Last Name

Email

Password

Confirm Password

- Your password must be 8-20 characters in length.
- Your password must contain at least
 - 1 uppercase letter (A-Z)
 - 1 lowercase letter (a-z)
 - 1 number (0-9)
 - 1 symbol from the given set (~!@#%*<>_-=* \$)

Sign Up

Go Back

Already have an account? [Sign In](#)


3. You will receive a verification code via email to confirm your account.

4. Choose which selection applies to you.


Welcome Nipper Parent (Username: NipperParent1903)

Your SLS Hub account has been created!

To access SLS Hub please make a selection...




I am a **current or past** member of a club



I am a **brand new member** joining a club or other organisation for the first time

- a. Current or Past member of a club
 - i. Follow the member verification prompts
- b. Brand New Member
 - i. Select Club > Bronte
 - ii. Select the scenario that applies to you > I am a parent/guardian (18+) looking to sign up my child/family > I am looking to sign up myself and family members (NB. At Bronte, a parent/guardian must join with their nipper)
 - iii. Give your group or family a name.

 **SLS Hub**

Join Form

Select Club

Add Members

Contact Details

Declaration

Joining Fee(s)

Make Payment

Select Club

Bronte

Office Phone: 0293896500

Email: management@brontesurfclub.com.au

Website: www.brontesurfclub.com.au

Physical Address: Bronte Road Bronte NSW 2024

Select the scenario that applies to you

☐ I am an individual looking to join a SLS Club

☒ I am a parent/guardian (18+) looking to sign up my child/family


☒ I am looking to sign up myself and family members

☐ I am looking to sign up my child/children only

Give your Group/Family a name

5. Fill out the details for the Primary Member and then any additional members (nippers).

Click NEXT

 **SLS Hub**

Join Form

Select Club

Add Members

Contact Details

Declaration

Joining Fee(s)

Make Payment

Please Note:

- Enter names exactly as they appear on identity documents.
- All fields on this screen are mandatory.

▼ Primary Member

• General Details This must be the parent or guardian's info.

First Name

Nipper

Last Name

Parent

Date of Birth

DD/MM/YYYY

Gender

Go Back

Next

6. Add Emergency Contact details and Parent/Guardian contact details

Click NEXT

7. Complete the Declaration

Click NEXT

The screenshot shows the 'Join Form' in the SLS Hub. The progress bar at the top indicates the following steps: Select Club (completed), Add Members (completed), Contact Details (completed), Declaration (current step), Joining Fee(s) (pending), and Make Payment (pending). The Declaration section contains two checkboxes, both of which are checked. The first checkbox is for the declaration of understanding and agreement. The second checkbox is for the parent or guardian declaration, with a text input field containing 'Nipper Parent'. Below the checkboxes is a paragraph of text authorizing the applicant's participation and agreeing to the club's terms. At the bottom right, there are 'Go Back' and 'Next' buttons.

SLS Hub

Join Form

Progress: Select Club (✓), Add Members (✓), Contact Details (✓), Declaration (○), Joining Fee(s) (○), Make Payment (○)

☒ I have read, understood, acknowledge, and agree to the [declaration](#) including the warning, exclusion of liability, release & indemnity, relating to a serious criminal offence. I acknowledge that if my application for membership is successful, I will be entitled to all benefits, advantages, privileges, and services of SLSA membership.

☒ I, am the parent or guardian of the applicant.

I authorise and consent to the applicant undertaking the SLS Activities. In consideration of the applicant's membership being accepted I expressly agree to be responsible for the applicant's behaviour and agree to personally accept in my capacity as a parent or guardian the terms set out in this membership application and declaration including the provision by me of a release and indemnity in the terms set out above. In addition, I agree to be bound by and to comply with the SLSA constitution and any regulations and policies made under it.

[Go Back](#) [Next](#)

8. Select the correct joining fees as per the [membership fees](#).

Click NEXT

The screenshot shows the 'Join Form' in the SLS Hub. The progress bar at the top indicates the following steps: Select Club (completed), Add Members (completed), Contact Details (completed), Declaration (completed), Joining Fee(s) (current step), and Make Payment (pending). The Joining Fee(s) section contains a heading 'Please select your desired Joining Fee(s) from the options available below'. Below this heading are two dropdown menus. The first dropdown menu is for 'Nipper Parent' and shows the option '\$75.00 - NEW Nipper parent Only one parent/guardian is required to be a member of the club (active patroller, Water Safety or General Member), however additional memberships may be pur...'. The second dropdown menu is for 'Leo boyle' and shows the option '\$170.00 - New Nipper joining (1st Nipper)'. At the bottom right, there are 'Go Back' and 'Next' buttons.

SLS Hub

Join Form

Progress: Select Club (✓), Add Members (✓), Contact Details (✓), Declaration (✓), Joining Fee(s) (○), Make Payment (○)

Please select your desired Joining Fee(s) from the options available below

Nipper Parent

Leo boyle

[Go Back](#) [Next](#)

9. Add the Voluntary building contribution if you wish

Click NEXT

10. Make Payment > PAY

11. Your membership application is then sent to Bronte SLSC administration and will be manually processed. Please note that unless you have paid for your membership, it will not be considered. Membership processing is a surprisingly manual process at our end and confirmation emails can take up to 10 working days.