



## Renewing Your 2026/27 Membership

All memberships must be renewed and paid online via the [SLS Hub](#). Your membership is not finalised until both the renewal and payment have been completed. Please note that you cannot pay for your membership while overseas due to an SLSpaywall.

Choose the instructions below that apply to you:

- Members without Nippers: How to Renew an Individual Membership.
- Nippers / Members with an SLS 'Family Group': How to Renew a Family Membership

Please allow up to 15 working days for your renewal to be processed.  
Early renewal is strongly encouraged.

If you have any questions or need assistance, contact us at [membership@brontesurfclub.com.au](mailto:membership@brontesurfclub.com.au)

## How to Renew an Individual Membership

Step 1: Log in to your [SLS Hub](#) account  
Log in using your username and password.

If you have forgotten your login details, select the 'Forgot Username or Password' link on the login page. For further technical difficulties, contact the [SLS IT Helpdesk](#).

**Sign in to SLS Hub**

1 You can use your Members Area account to login to the SLS Hub:

- Please use your current Members Area login credentials to sign in
- Once you have logged in you will be asked to change your password
- For security purposes you will be prompted to verify your account

Acknowledge Message

Username

Password

[Forgot Username or Password](#)

**Sign In**

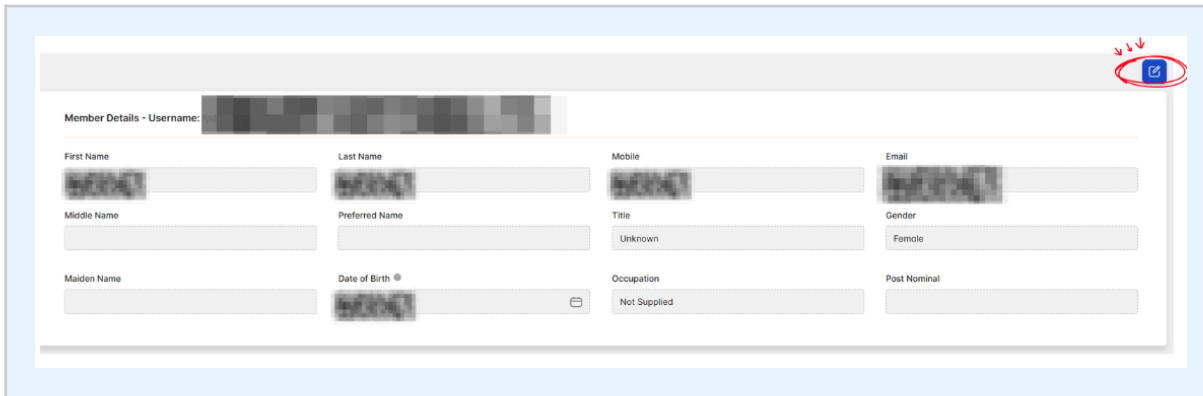
Looking to join a surf club or don't have an account? [Sign Up](#)

Need help? Log a support ticket [here](#).

## Step 2: Check your contact details are up to date

From the drop-down menu next to your name at the top of the screen, choose Account > My Details.

Check that your details are correct. If anything needs updating, click the pencil icon and then click **Update**.



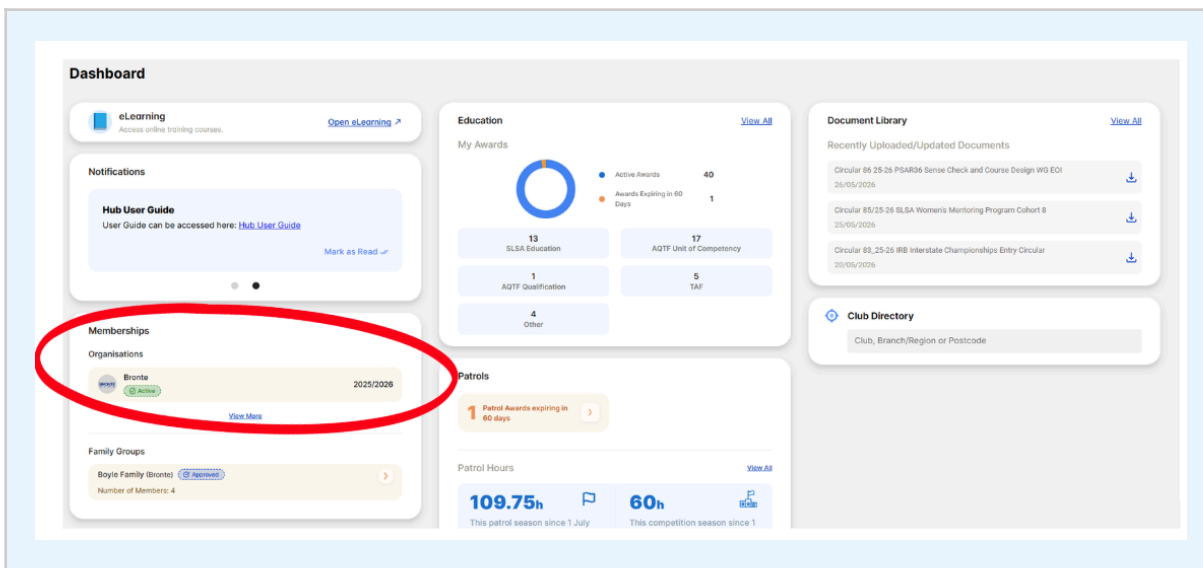
The screenshot shows a 'Member Details' form with the following fields:

Member Details - Username: [REDACTED]			
First Name	Last Name	Mobile	Email
[REDACTED]	[REDACTED]	[REDACTED]	[REDACTED]
Middle Name	Preferred Name	Title	Gender
		Unknown	Female
Maiden Name	Date of Birth	Occupation	Post Nominal
	[REDACTED]	Not Supplied	

A pencil icon in the top right corner of the form is circled in red, indicating where to click to edit details.

## Step 3: Start your renewal

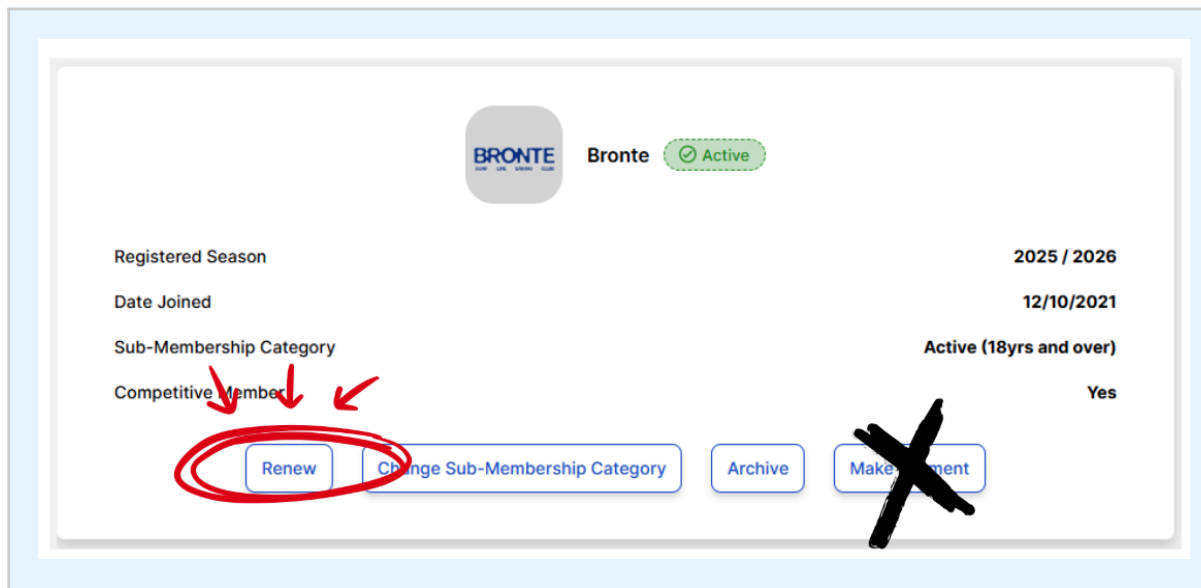
From the Memberships tile on the dashboard, select **View More**.



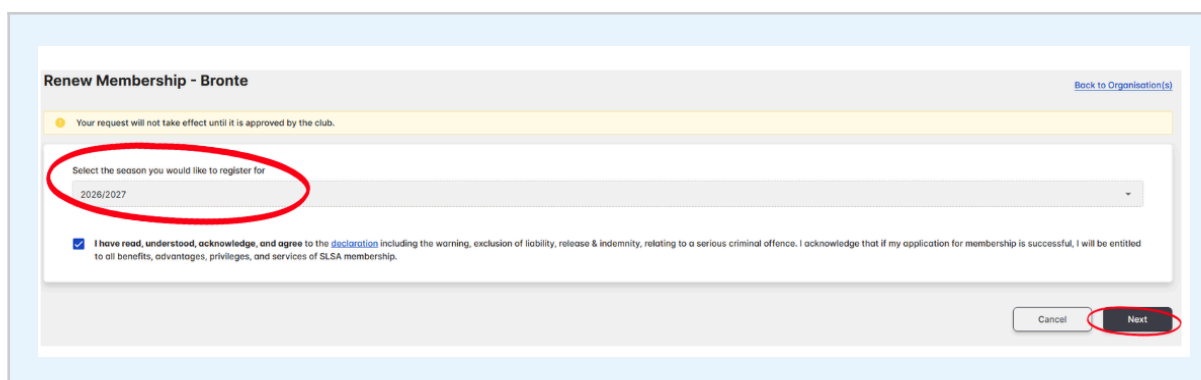
The screenshot shows a dashboard with several tiles:

- eLearning**: Access online training courses. [Open eLearning](#)
- Notifications**: Hub User Guide. User Guide can be accessed here: [Hub User Guide](#). [Mark as Read](#)
- Memberships**: This tile is circled in red. It shows an active membership for 'Bronte' (2025/2026) with a [View More](#) link.
- Organisations**: Boyle Family (Bronte) with [Approve](#) and [View More](#) links. Number of Members: 4.
- Family Groups**: Boyle Family (Bronte) with [Approve](#) and [View More](#) links. Number of Members: 4.
- Education**: My Awards. Active Awards: 40. Awards Expiring in 60 Days: 1. Breakdown: 13 SLSA Education, 17 AQTF Unit of Competency, 1 AQTF Qualification, 5 TAF, 4 Other. [View All](#)
- Document Library**: Recently Uploaded/Updated Documents. [View All](#)
  - Circular 86/25/26 PSAR36 Sense Check and Course Design WG EOI (25/05/2026) [Download](#)
  - Circular 85/25/26 SLSA Women's Mentoring Program Cohort 8 (25/05/2026) [Download](#)
  - Circular 83/25/26 IRB Interstate Championships Entry Circular (20/05/2026) [Download](#)
- Club Directory**: Search for Club, Branch/Region or Postcode.
- Patrols**: 1 Patrol Awards expiring in 60 days. [View All](#)
- Patrol Hours**: 109.75h (This patrol season since 1 July) and 60h (This competition season since 1 July). [View All](#)

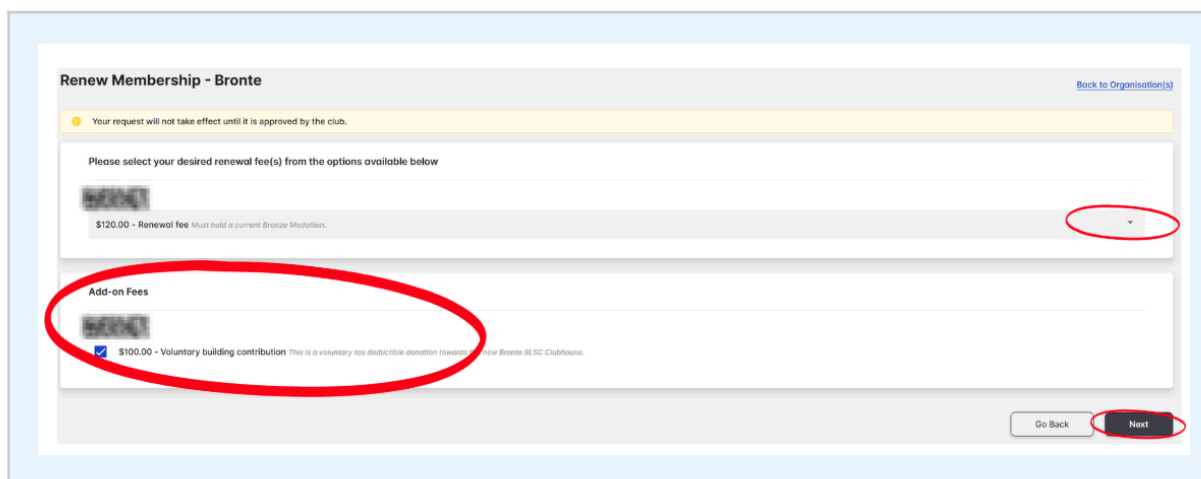
From the Bronte tile, select **Renew**.



Step 4: Select your membership season and category  
On the Renew Membership page, ensure the **2026/27 season** is selected from the drop-down menu. Select the declaration box and click **Next**.



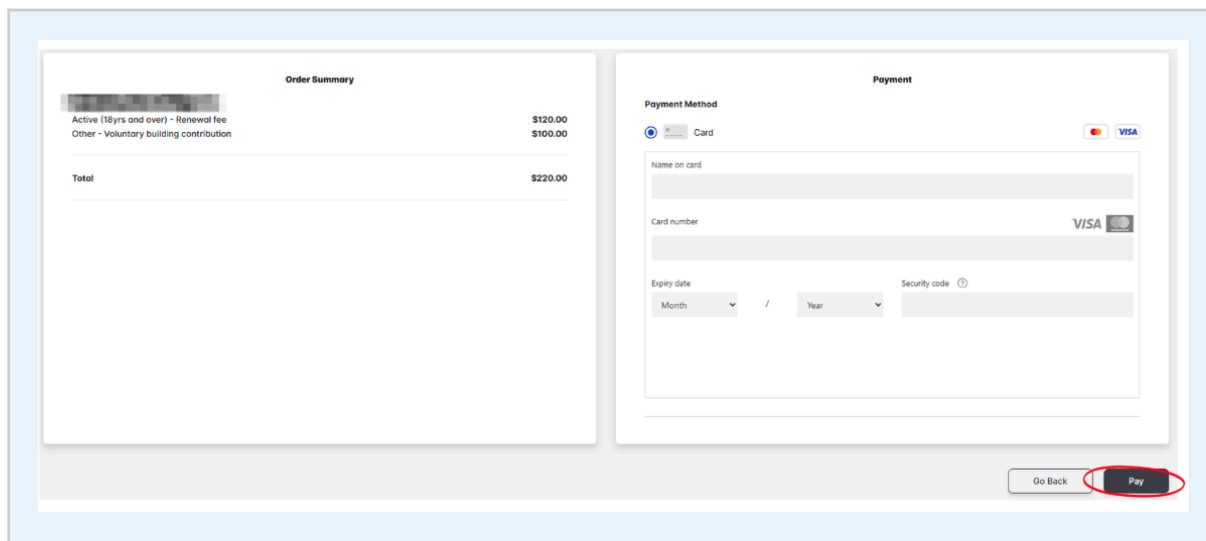
On the next page, select the **appropriate membership fee for your category** from the drop-down list. If you would like to make a **voluntary contribution** to the Bronte clubhouse building fund, add this on the next screen and click **Next**.



### Step 5: Review and pay

Check that the total payable is correct. Select the Card option to pay and enter your credit card details (Visa or Mastercard). Click Pay to complete your renewal.

*NB: Payments cannot be processed overseas.*



The screenshot displays a payment interface with two main sections: 'Order Summary' and 'Payment'.

**Order Summary:**

Item	Amount
Active (18yrs and over) - Renewal fee	\$120.00
Other - Voluntary building contribution	\$100.00
<b>Total</b>	<b>\$220.00</b>

**Payment:**

**Payment Method:** Card (Selected)

**Name on card:** [Text input field]

**Card number:** [Text input field] VISA [Logo]

**Expiry date:** Month [Dropdown] / Year [Dropdown]

**Security code:** [Text input field]

Buttons: Go Back, Pay (highlighted with a red circle)

Your renewal will be processed by our team and confirmed by email once complete.

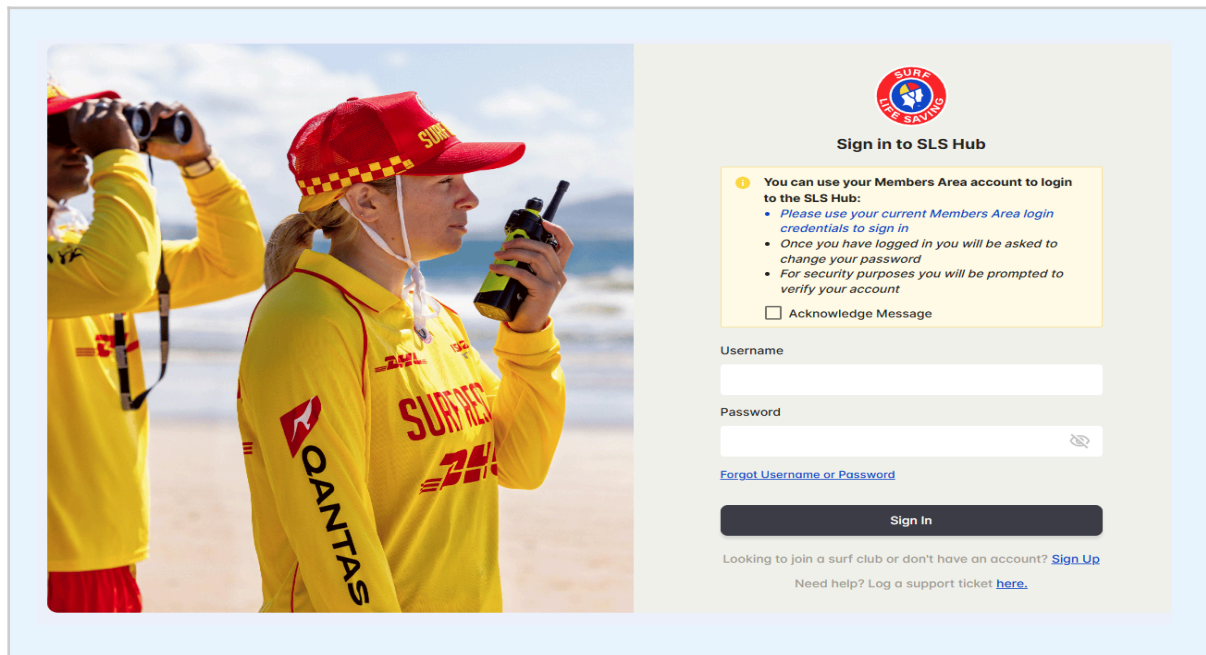
This is a manual process for the Bronte office. It may take up to 15 working days.

## How to Renew a Family Membership

Use this option if you have a Family Group set up in the SLS Hub and want to renew multiple members at once.

Step 1: Log in to your [SLS Hub](#) account  
Log in using your username and password.

If you have forgotten your login details, select the "Forgot Username or Password" link on the login page. For further technical difficulties, contact the [SLS IT Helpdesk](#).



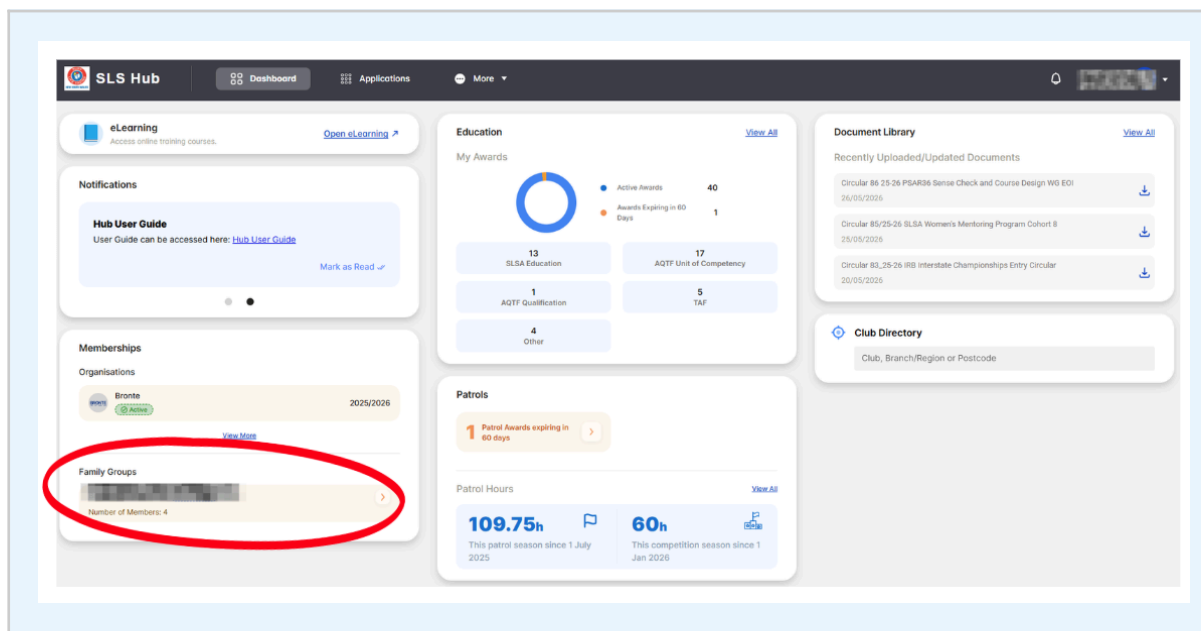
Step 2: Check your contact details are up to date  
From the drop-down menu next to your name at the top of the screen, choose Account > My Details.

Check that your details are correct. If anything needs updating, click the pencil icon and then click **Update**. We also recommend checking the details of each family member before renewing.

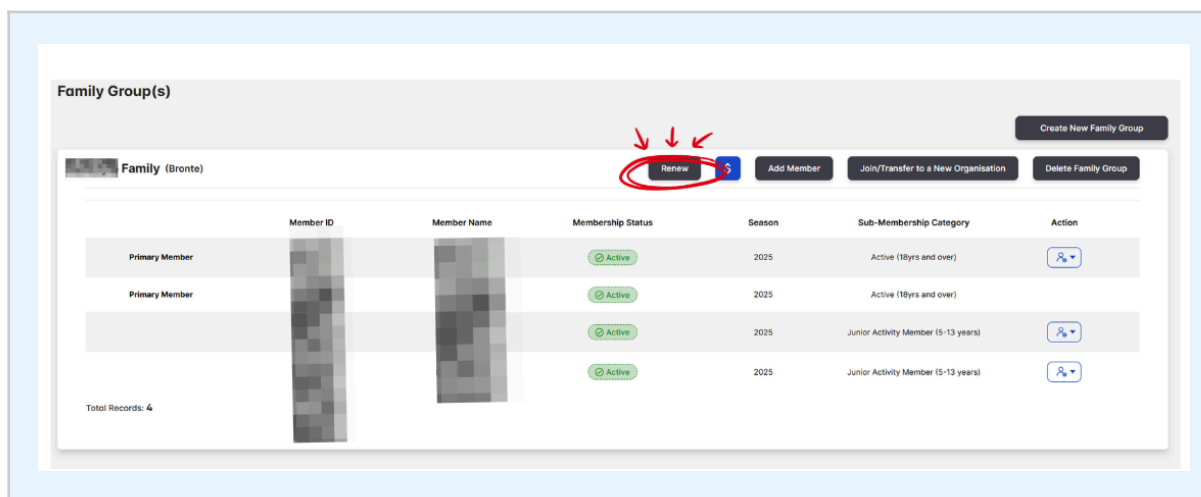
The image shows a screenshot of the "Member Details" form in the SLS Hub. The form is titled "Member Details - Username: [redacted]". It contains several input fields for personal information: First Name, Last Name, Mobile, Email, Middle Name, Preferred Name, Title (with a dropdown menu showing "Unknown"), Gender (with a dropdown menu showing "Female"), Maiden Name, Date of Birth (with a calendar icon), Occupation (with a dropdown menu showing "Not Supplied"), and Post Nominal. In the top right corner of the form, there is a pencil icon circled in red with three red arrows pointing to it, indicating where to click to edit the details.

### Step 3: Start your family renewal

From the Memberships tile on the dashboard, click the arrow next to your **Family Group**.



From the Bronte tile, select **Renew**.



#### Step 4: Select your membership fees and members

On the Renew Membership page, ensure the **2026/27 season is selected from the drop-down menu**. Select the family members you want to renew and click the declaration boxes. If you are renewing for a child, fill in the parent or guardian details. Click **Next**.

Renew Membership - Family (Bronte) [Back to Family Group\(s\)](#)

Your request will not take effect until it is approved by the club.

Select the season you would like to register for  
2026/2027

	Member Name	Date of Birth	Membership Status	Registered Season	Sub-Membership Category
<input checked="" type="checkbox"/>	[Redacted]	[Redacted]	Active	2025	Active (18yrs and over)
<input checked="" type="checkbox"/>	[Redacted]	[Redacted]	Active	2025	Junior Activity Member (5-13 years)
<input checked="" type="checkbox"/>	[Redacted]	[Redacted]	Active	2025	Active (18yrs and over)
<input checked="" type="checkbox"/>	[Redacted]	[Redacted]	Active	2025	Junior Activity Member (5-13 years)

I have read, understood, acknowledge, and agree to the declaration including the warning, exclusion of liability, release & indemnity, relating to a serious criminal offence. I acknowledge that if my application for membership is successful, I will be entitled to all benefits, advantages, privileges, and services of SLSA membership.

I am the parent or guardian of the applicant.

I authorize and consent to the applicant undertaking the SLS Activities. In consideration of the applicant's membership being accepted I expressly agree to be responsible for the applicant's behaviour and agree to personally accept in my capacity as a parent or guardian the terms set out in this membership application and declaration including the provision by me of a release and indemnity in the terms set out above. In addition, I agree to be bound by and to comply with the SLSA constitution and any regulations and policies made under it.

#### Step 5: Add optional extras

If you would like to make a **voluntary contribution** to the Bronte clubhouse building fund, add it on the next screen for each relevant member, then click **Next**.

Add-on Fees

- \$100.00 - Voluntary building contribution This is a voluntary tax deductible donation towards the new Bronte SLSC Clubhouse.
- \$100.00 - Voluntary building contribution This is a voluntary tax deductible donation towards the new Bronte SLSC Clubhouse.
- \$100.00 - Voluntary building contribution
- \$100.00 - Voluntary building contribution

[Go Back](#) [Next](#)

## Step 6: Review and pay

Check that the total payable is correct for all family members. Select the Card option to pay and enter your credit card details (Visa or Mastercard). Click **Pay** to complete your renewal.  
*NB: Payments cannot be processed overseas.*

Your request will not take effect until it is approved by the club.

Order Summary	
Active (18yrs and over) - Renewal fee	\$120.00
Active (18yrs and over) - Voluntary building contribution	\$100.00
Active (18yrs and over) - Renewal fee	\$120.00
Active (18yrs and over) - Voluntary building contribution	\$100.00
Junior Activity Member (5-13 years) - Nipper renewal (1st Nipper)	\$170.00
Junior Activity Member (5-13 years) - Voluntary building contribution	\$100.00
Junior Activity Member (5-13 years) - Nipper renewal (2nd Nipper)	\$140.00
Junior Activity Member (5-13 years) - Voluntary building contribution	\$100.00
<b>Total</b>	<b>\$950.00</b>

### Payment

Payment Method

Card Mastercard VISA

Name on card

Card number VISA

Expiry date Security code ⓘ

Month / Year

Your renewal will be processed by our team and confirmed by email once complete.  
This may take up to 15 working days.

## Need Help?

If you have difficulties with the online system or have questions about your membership category, please contact us:

- General membership enquiries: [membership@brontesurfclub.com.au](mailto:membership@brontesurfclub.com.au)
- Lifesaving and Life Member enquiries: [lifesaving@brontesurfclub.com.au](mailto:lifesaving@brontesurfclub.com.au)
- SLS Hub technical issues: contact the [SLS IT Helpdesk](#)