

BRONTE SLSC SKILLS MAINTENANCE 2020/21 OVERVIEW

Important:

Due to COVID, skills maintenance procedures have been altered to ensure member and trainer safety. This year there is a more in-depth component to the online theory (completion time 1 -1.5 hour) and the face-to-face session has been reduced to only include signals, a run-swim-run and board paddle or tube rescue. Please see below for skills maintenance outline and dates for practical session.

Each face-to-face session will be 30 minutes. It is essential that you register online for a session as we are strictly limited to 15 people per session due to COVID. Please arrive 10 minutes early for your session ready to get in the water.

Meet at the surf club room for briefing. Please scan the QR code as soon as you arrive.

All Bronze Medallion & SRC award holders are required to complete the **online theory component**. This is accessed via your [Members Area Account](#) - eLearning. For instructions on how to register and complete the theory component please see below.

Alternatively, both registration and the online component can be accessed via the SLSC eLearning app, download now on [android](#) or [apple](#).

Please complete the online theory component before attending the face-to-face skills maintenance session.

Who needs to do it: Everyone that holds SRC or Bronze Medallion needs to complete a yearly skills maintenance session to requalify for the award. This includes anyone who achieved the award between **January and May 2020**.

What to bring to face-to-face skills session: Please bring swimmers, goggles, towel and warm clothing. Wetsuits are permitted.

Requirements for yearly skills maintenance for other awards have changed this year due to COVID as well. This year it is only required for IRBC, IRBD and Advanced Resuscitation Techniques. If you hold these awards you will be contacted via email.

OUTLINE OF BRONZE MEDALLION SKILLS MAINTENANCE 2020/21

ONLINE THEORY MODULES

1. Introduction 20/21
2. Mental Health Awareness 20/21
3. Online Radio
4. Online Signals
5. Online Resuscitation
6. Tourniquets & Spinal Management 20/21
7. Theory Question 20/21

FACE-TO-FACE SESSION

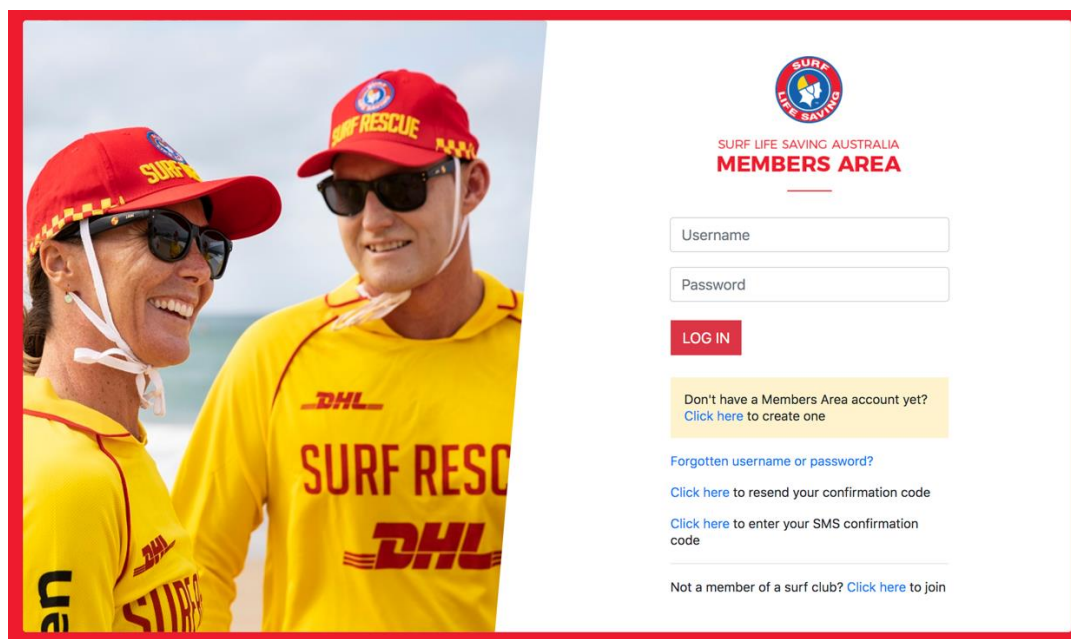
1. Signals
2. Run-swim-run
3. Board paddle or tube rescue of a conscious patient

DATES & TIMES FOR FACE-TO-FACE BRONZE MEDALLION SKILLS MAINTENANCE

Date	Day	Start Time	Finish Time		Date	Day	Start Time	Finish Time
13-Sept	Sunday	10:00	10:30		18-Oct	Sunday	11:00	13:00
		10:30	11:00				<i>This session is Cadets & Junior Bronze/SRC only</i>	
		11:00	11:30					
20-Sept	Sunday	9:00	9:30		19-Oct	Monday	17:00	17:30
		9:30	10:00				17:30	18:00
		10:00	10:30		18-Nov	Wednesday	17:00	17:30
26-Sept	Saturday	9:00	9:30				17:30	18:00
		9:30	10:00		21-Nov	Saturday	8:00	8:30
		10:00	10:30				8:30	9:00
10-Oct	Saturday	7:30	8:00				9:00	9:30
		8:00	8:30		28-Nov	Saturday	7:30	8:00
		8:30	9:00				8:00	8:30
							8:30	9:00

1. INSTRUCTIONS ON HOW TO REGISTER FOR FACE-TO-FACE SKILLS MAINTENANCE SESSION

1. Log-in to your [Members Area Account](#)



If you have forgotten your username or password please follow prompts. If after trying this, you are still unsuccessful in accessing your username or password please contact education@brontesurfclub.com.au

1. Click on eLearning tab. Then click “Login to eLearning”.

Home Memberships ▾ Patrols ▾ eLearning News and Events ▾ Document Library ▾ History ▾ Forms ▾

SLSA eLearning

Surf Life Saving Australia (SLSA) has a number of online courses available to support members in completing their SLSA awards in a more flexible manner. Currently online courses are available in the following streams: Aquatic Search and Rescue, Emergency Care, Beach Management and Powercraft. There are also Safety and Wellbeing, Skills Maintenance and Age Managers options available to be completed online.


The online courses available typically cover the theory components and are designed in many cases to be completed in conjunction with a course Learner Guide which you can access from the SLSA Members Area Library. In most cases you will also participate in practical training activities and assessments organised by your surf lifesaving club or SLS state/territory centre to achieve competency in the SLSA award.

An online version of the SLSA eLearning User Guide can be found within the [SLSA IT Helpdesk Online Help Library](#).

If the below state/territory information is incorrect, please contact your [surf life saving club](#) before clicking the below login button to log into the eLearning system.

Our records show that you will be studying in state: **NSW**. If this is incorrect, please contact your organisation of membership.

Login to eLearning



2. This is the eLearning welcome page. Select the “Training Event” tab.

LMS Level
Participant [Switch](#)
Username/Email
SLSA.4252038.emilybh
[Logout](#)

[Home](#)
[Training Library](#)
[Training Event](#)
[My Training](#)
[Help](#)

Welcome

LMS Level: Participant

This account allows you to manage the Participant

You also have the following linked accounts which you can switch between to give you a different level of access.

Life Saving eLearning system.

enrol in a course, select 'Training Library' from the left hand side of the menu. From here all of the modules which are available to you will be visible. Once you have enrolled in a course, you can then access this course from the 'My Training' page on the left hand side of the menu.

Need Help?

Log a support ticket at <https://help.sls.com.au> or call us at the Helpdesk on 1300 724 006. Alternatively, please [click here](#) for the user guide if you are having any problems.

3. A monthly calendar appears. Skills maintenance sessions are scheduled throughout September, October and November 2020. Select the skills maintenance date you would like to attend.

LMS Level
Participant [Switch](#)
Username/Email
SLSA.4252038.4252038
[Logout](#)

[Home](#)
[Training Library](#)
[Training Event](#)
[My Training](#)
[Help](#)

Event Enrolment

Clubs [Bronte](#) [Search events by club\(s\)](#) Locations [Search events by location\(s\)](#) Courses [Search events by course\(s\)](#)

☒ My Enrolled Events

September 2020

Sun	Mon	Tue	Wed	Thu	Fri	Sat
30	31	1	2	3	4	5
6	7	8	9	10	11	12
13	14	15	16	17	18	19
20	21	22	23	24	25	26
27	28	29	30	1	2	3
4	5	6	7	8	9	10

7:30a Bronze Medallion Skill
[See all events](#)

4. Then enrol in a time slot.

The screenshot shows the Bronte SLSC eLearning portal. On the left is a sidebar with navigation links: Home, Training Library, Training Event (highlighted), My Training, and Help. The main content area has three search filters: Clubs (Bronte), Locations, and Courses. Below these is a toggle for 'My Enrolled Events'. The date '13th September 2020' is displayed. The event details for 'Bronze Medallion Skills Maintenance 20/21' are shown, including the event description, contact information (Emily Harrison, Bronte), and learning sessions (13/09/2020 10:00 - 10:30 at Bronte Beach). A yellow arrow points to the 'Enrol' button in the bottom right corner of the event details box.

5. Then select enrol again.

The screenshot shows a dialog box titled 'Enrol for Bronze Skills Maintenance'. It contains the instruction 'Select the courses you wish to complete'. Below this, there is a checkbox labeled 'Skills Maintenance 2019/20 Bronze Medallion (BM)' which is checked. At the bottom right of the dialog box are two buttons: 'Cancel' and 'Enrol'.

6. You will receive an email confirming your successful enrolment.

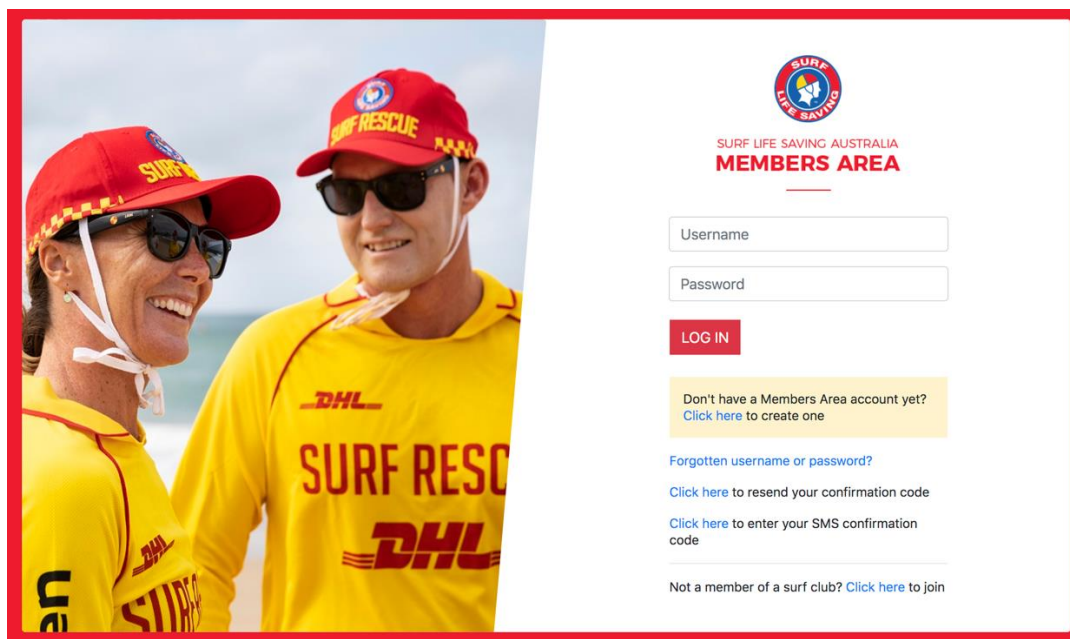
Troubleshooting

If you are having difficulties enrolling please try these few steps and if unsuccessful, email education@brontesurfclub.com.au

1. Use the SLSA eLearning app
2. Use a different device e.g. phone, computer tablet
3. Use a different browser
4. Use an incognito window to remove cache

2. INSTRUCTIONS ON HOW TO COMPLETE THE ONLINE THEORY COMPONENT FOR BRONZE & SRC SKILLS MAINTENANCE

2. Log-in to your [Members Area Account](#)



If you have forgotten your username or password please follow prompts. If after trying this, you are still unsuccessful in accessing your username or password please contact education@brontesurfclub.com.au.

3. Click on eLearning tab at the top. Then click Login to eLearning.

Home Memberships ▾ Patrols ▾ eLearning News and Events ▾ Document Library ▾ History ▾ Forms ▾

SLSA eLearning

Surf Life Saving Australia (SLSA) has a number of online courses available to support members in completing their SLSA awards in a more flexible manner. Currently online courses are available in the following streams: Aquatic Search and Rescue, Emergency Care, Beach Management and Powercraft. There are also Safety and Wellbeing, Skills Maintenance and Age Managers options available to be completed online.

The online courses available typically cover the theory components and are designed in many cases to be completed in conjunction with a course Learner Guide which you can access from the SLSA Members Area Library. In most cases you will also participate in practical training activities and assessments organised by your surf lifesaving club or SLS state/territory centre to achieve competency in the SLSA award.

An online version of the SLSA eLearning User Guide can be found within the [SLSA IT Helpdesk Online Help Library](#).


If the below state/territory information is incorrect, please contact your [surf life saving club](#) before clicking the below login button to log into the eLearning system.




Our records show that you will be studying in state: **NSW**. If this is incorrect, please contact your organisation of membership.

Login to eLearning



4. Wait! The page will redirect you automatically to the eLearning page, do not click.

 SURF LIFE SAVING AUSTRALIA
MEMBERS AREA


Hi, Emily Harrison   


Home Memberships Patrols eLearning News and Events Document Library History Forms


Forwarding to eLearning portal


You will be forwarded to the eLearning portal in 1 second(s). If the page does not redirect, click [here](#).


5. Click on Training Library.


 Logout

 Home

 Training Library

 Training Event

 My Training


 Help

Welcome

LMS Level: Participant

This account allows you to manage the Participant

You also have the following linked accounts which you can switch between to give you a different level of access.




Welcome to the Surf Life Saving eLearning system.


To enrol in a course, select 'Training Library' from the left hand side of the menu. From here all of the modules which are available to you will be visible. Once you have enrolled in a course, you can then access this course from the 'My Training' page on the left hand side of the menu.


Need Help?


Log a support ticket at <https://help.sls.com.au> or call us at the Helpdesk on 1300 724 006. Alternatively, please [click here](#) for the user guide if you are having any problems.


6. Click on SLS - Skills Maintenance View Courses.


 Logout

 Home


 Training Library

 Training Event

 My Training


 Help

Course Categories




SLS - Autism

VIEW COURSES




SLS - Aquatic Rescue

VIEW COURSES




SLS - Emergency Care

VIEW COURSES




SLS - Coaching

VIEW COURSES




SLS - Officiating

VIEW COURSES




SLS - Safety and Wellbeing

VIEW COURSES




SLS - Skills Maintenance

VIEW COURSES

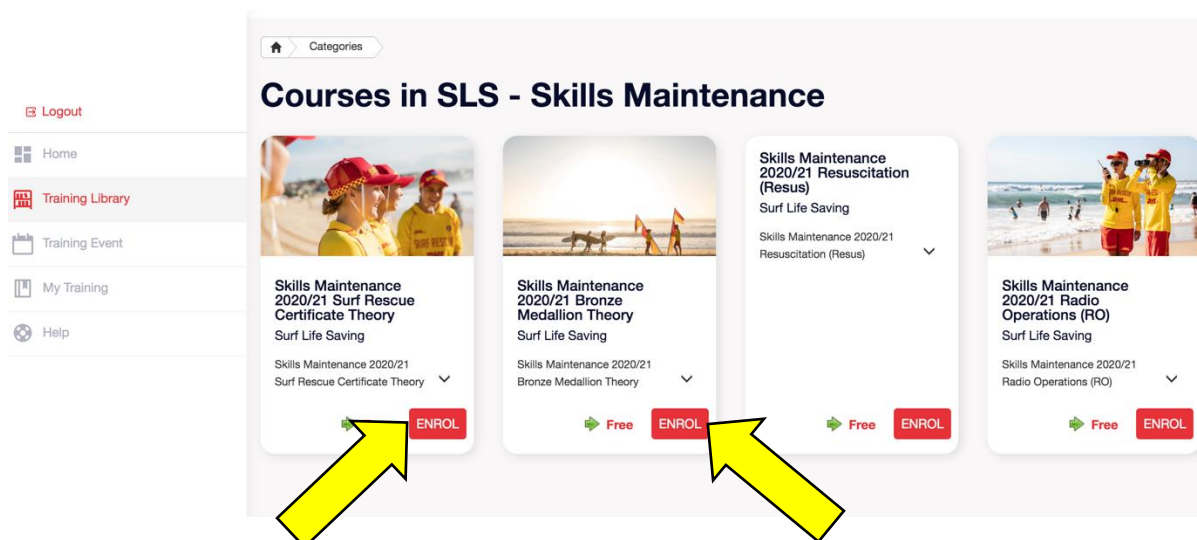


SLS - Age Managers

VIEW COURSES



7. Enrol in either the Skills Maintenance Bronze Medallion or the Skills Maintenance SRC Theory course, depending on which award you hold.



8. Complete all the modules. A certificate will be automatically generated for the Club. We will run a report to ensure you have completed it.

